








## A SNOW/G2

- » Suitable for loader, dump trucks, and graders on snowfield.
- » Certain adaptable for working in summer.
- » Zigzag slot tread pattern design provides skidding-resistance.
- » Special compound provides flexibility retained at low temperature and good grip.

SIZE	TYPE	A SNOW G2	AGR20 G2
14.00 R24 *	TL		
17.5 R25 **	TL		
20.5 R25 **	TL		
23.5 R25 **	TL		

**BRISBANE**

28 Ashover Rd  
Rocklea  
QLD 4106

**MELBOURNE**

41 Paraweena Dr  
Truganina  
VIC 3029

**SYDNEY**

Rear 46 Redfern St  
Wetherill Park  
NSW 2164

**PERTH**

8 Glassford Rd  
Kewdale  
WA 6105

